

---



---

# The Tidewater Times

---



---

Volume 19 Issue 1

October 2004

**Autumn weather slowly greets us, but  
Tidewater Scientists cannot be fooled!  
Elementary 4-H – A must at the Fair!**

---



---

[www.thetidewaterschool.org](http://www.thetidewaterschool.org)

410-257-0533

**The Calendar:**

September 30<sup>th</sup>: Elementary showing of the miniature goats at the Fair at 6:30!

October 1<sup>st</sup>: Fair Day  
11:45 Dismissal for PK and K  
Noon Dismissal for Elem.

October 6<sup>th</sup>: K Bookmobile  
Return your books today!

October 6<sup>th</sup> at 2 pm: Cloverbuds will tour Huntingtown Fire House

October 7<sup>th</sup> at 7 p.m.: Practical Life Exercises and Adlerian Perspective Seminar. Childcare (\$6.00 per child, \$8.00 per family) available if registered IN ADVANCE

October 11<sup>th</sup>: Teambuilding with Interact Theater for Elementary

October 14<sup>th</sup> at 7 p.m.: Prerequisites for Learning to Read Seminar. Childcare – Please register in ADVANCE

October 15<sup>th</sup>: Books Alive – In school field trip for PK – Interact Theater

October 15<sup>th</sup>: Rainforest with Interact Theater for Elementary

October 20<sup>th</sup>: K Bookmobile

October 21<sup>st</sup> at 7 p.m.: Math, Science and the Young Child Seminar. Childcare – Register

October 22<sup>nd</sup>: Conference Day

October 26<sup>th</sup>: PK and K to the Pumpkin Patch at Gramps Farm (More info to come!)  
Raindate October 29<sup>th</sup>

**Special Thanks to:**  
***Our August and  
September Birthday  
Book Friends!***

- Jonah
- Dylan
- Emma
- Alexandra
- Marina

**Special Thanks to:**

The Fredericks for coordinating the fencing project (staining)

Mr. Winters for trimming back more of our trees.

Spencer for the new wagon for PK limo service!

All of the families who have made contributions to the Memorial Garden for Ms. Cecelia.

Kevin for the PK Popcorn Supply for the Friday Extended Care Movie Parties!

***P.E.N. to Paper:*** A New Supplement to our *Tidewater Times*: At the end of this newsletter, we are including articles from the Montessori *P.E.N. to Paper* News. We hope that you will find these articles informative and helpful!

**Welcome to:**

Mr. John has joined our staff as Spanish teacher. Mr. John brings with him the love of the Spanish culture and fluency with the language just as his precious wife Cecelia did. We are so honored and pleased to have him join us this month. When you see him, please greet him. The children are so excited. This is healing for all us to welcome him into our Tidewater Family! Mr. John will be sharing Spanish lessons with PK and K on Wednesday mornings and then with Elementary on Wednesday and Thursday mornings.

## 2

Ms. Tracey joins us for another great year of Music starting in October. She will be working with the PK and K on Tuesdays and Elementary on Tuesdays and Thursdays (the same as last year!).

### Ms. Cecelia's Garden:

The garden was always a very special spot to Ms. Cecelia. We are in the process of redesigning and rededicating this area in memory and love of our Ms. Cecelia. We need to create a focal point that will serve as a marker with a name inscription for our garden. If you have any ideas, such as a garden ball on a pedestal, a wall plaque, an inscribed bench.... Please send the picture and supplier information to Ms. Nancy. We want to do something that will be lovely but strong enough to withstand the elements of nature. Thank you so much!

### *Tidewater Publishers Seek Writers and Editors!*

Attached to this newsletter, you will find a special form that we ask you to seriously ponder and author an article for our first county publication. We would like to offer a guide to Calvert County parents that inform them of what they can do to have quality time in areas of our county. Please call Trish and let her know of the spot you would like to review. All articles need to be turned in by the October 22<sup>nd</sup> so that we can prepare for press. Pictures of your child (and YOU!) enjoying the activity are an added bonus! Thanks so much for sharing.

### PK News:

The year has begun with new friends and old friends. It is always good to be here. There is something fresh and wonderful to the discoveries that children make and the PK friends are full of energy, enthusiasm, and adventure as they make these discoveries.

September is the month of making friends, learning about our

environment and establishing a routine. All of the above invite us to become valued members of a trusted and safe community. Now that we have worked on the above, lessons are becoming more directed and circle time is a bit more purposeful. We still prefer to have a rather lengthy social sharing each morning before we allow Ms. Nancy or Ms. Laura to present a lesson though! The purpose of circle time first thing in the morning is to provide opportunities for turn taking: giving and receiving information. The children love to chat about themselves, not necessarily with anyone else or on a specific topic. Our goal is to become more focused on a topic. As the year progresses, so will we!

One way that focus occurs is through learning to take turns, one at a time as we talk. We also play games that require us to wait, such as *Duck, Duck Goose*. We sing songs that require attention to dance steps, such as *Wake UP Toes!* And we love action stories, yoga and finger plays. It is amazing how much more attentive we already are!

During our work time, we follow plans. The younger children are sensory and they still like to use the plan as a map that takes them around materials as opposed to engaged with materials. This is very age appropriate and exploratory, as it needs to be. The older children engage in the process of the task at a different level and the lessons of organization are longer in duration and content. The younger friends pause, observe and absorb and before one knows it, they too are focusing and sustaining the tasks.

Two easels are out in the room. One allows for painting directly on paper. The other easel is an upright acrylic board the forces a different intensity of pressure, with shoulder effort and arm rotation. The children paint directly on the acrylic sheet, then press the large paper onto the art, after which they


## The Tidewater Times

wash the easel with a sponge. It is an involved task that forces further development of attention to the initiation, the process, and the clean up of the task. The easels are a favorite spot in the classroom. It is here that discovery of straight line to curved line to representational art occur.



Tidewater friend at the easel !

Other favorite tasks include color mixing and tack punching. Color mixing allows children to mix the primary colors and discover ***on their own*** the secondary colors. It is so rewarding and exciting when a child exclaims: "*I know how to make purple! Blue and Red!*" This self discovery will be that child's forever and far surpasses the mundane art lessons of "*This is a lesson in making the secondary colors!*"



Tidewater friend making Purple!

### 3

Tack punching is exactly that: punching on paper with a sharp tack mounted in a small wooden cylinder. The purpose of tacking is to help develop sustained pressure in the finger grip and wrist. It is far more effective and purposeful for a child to practice and perfect this motor task at this early age than be drilled later on a pencil grasp with academics. The positioning of the tack puncher reinforces that later muscle placement for writing.



Tidewater friend doing tack punching!

As young children, our friends are keenly “rooted” in nature. They touch and notice just about everything occurring, so science is an exciting part of the PK classroom. Our pet *Rainbow Fish* precipitated many great show and tells about the Chesapeake Bay and ocean exploration. Our friend Jonah actually set up an ocean tank in our classroom. Acorn, leaf and flowers led us back to the yard for a science exploration on the Nature Trail. Ms. Katie found a very large hungry caterpillar which spun its cocoon right as our extended care friends slept! In the spring, we will watch closely to see a large luna moth emerge from this cocoon.

The arrival of Fall has taken our attention to the apple harvest and the joyful, not to mention yummy treats that all different kinds of apples offer us. We voted on our favorites and guess what? We had a tie vote for all! We then washed the apples and made the best

applesauce in the whole world. We had to run the apple peeler around and around until all of our scrubbed apples were all peeled and seeded. Then we placed our apples in the big pot and enjoyed the delicious smell it created throughout our classroom. We had to wait a whole entire weekend for it to cool though, so on Monday; we ate applesauce on our pancakes for a very special snack!

The PK friends want to thank the parents for the very wonderful and healthy snacks that have been coming to school each day. Some friends have discovered that carrots with dip, apples, and cheese are quite delicious when eaten in the company of friends!

As October arrives, we will be very busy with leaf rubbing, planting our sock for a Spring Harvest, making bird feeders and observing animals as they prepare for winter, and maybe even making a pumpkin pie! This is such a great time of year and we hope that you enjoy extra time OUTSIDE with each other at home too! You may want to consider having play dates with a classmate.

## Kindergarten:



Tidewater Pirates:

Sail Away Sean, Crazy Carolyn, May Day Maya, Elegant Emma, Lookout Liam, Sailfish Sparky, East Winds Ethan, Jellyfish Jon, Chesapeake Chase, Evermore Emma, King Pin Kevin, Eagle Eye Eric, Jackpot Joshua

**Ahoy Mateys!** The kindergarten classmates and parents spent a wonderful morning on the *Sea Gypsy*, exploring the waters of the Severn River in search of treasure. We did our research beforehand to find out what was really true about

## The Tidewater Times

pirates and what was fiction. We discovered that not everything we see about pirates in the movies is true. We learned about the parts of a ship, the Jolly Roger flag, reading maps and making our own treasure chests....just in case we didn't find a real one.

We met our Pirate Captains-- Ruby and Crabby-- in Eastport. They gave us each a pirate name, a tattoo and a chance to choose clothing from the huge trunk. Crabby taught us some important pirate language and encouraged us to use our loud outdoor voices. We practiced walking in a single-file-line as we had to sneak down the street and around the corner—hoping that no one would follow us. At the dock, the *Sea Gypsy* was waiting for us. Ruby helped us learn nautical terms so we could give proper directions to Crabby as we searched for specific landmarks plotted on the charts.



Tidewater Pirates:

Captain Ruby, Lookout Liam, Elegant Emma, Eagle Eye Eric, Mr. Mike, May Day Maya, and East Winds Ethan

Our adventure included discovering a bottle with a secret message, using the water-spraying-cannons to fight off Pirate Pete and finding “X-marks the spot” to recover the chest. There was a very strong smell as we hoisted the chest onto the deck—and Ruby thought there might be an octopus inside—fortunately the chest was filled with treasures! We celebrated our success with cups of grog and played the limbo game. What a memorable morning for all!

Back at school, we have established our workday routine, have daily jobs that need to be done and have been having fun working together. The favorite classroom jobs are feeding the goldfish, Golden Spirit,

and checking the weather by looking out the window plus checking the weather stick (attached just outside our side door). At first the class thought it was just a strange, skinny stick. Now, we are discovering that the stick reacts differently in different kinds of weather. (You can check our weather stick each morning as you drive down the driveway. It's mounted at our east side-door.)



Tidewater friend working with the moveable alphabet

All the children have begun lessons with the Sandpaper letters. With the Sandpaper letters (SPL), each child has both a visual and tactile experience of the letter, which means s/he will use more than one sensory channel to receive information and remember it. Often a child who struggles to remember the letter visually will remember it immediately when s/he is encouraged to feel it again. We feel each letter using the index and middle fingers. We feel them in the same way that they are written—making a point where you start and complete the action in one smooth movement. We're working on directionality and keeping our fingers moving in a smooth stroke. The important thing is for each child to be able to experience the tactile quality of the letter. We're going to master the lowercase letters first. It is the lowercase letters that require careful learning. They will determine the ease with which children will form a good flowing hand later on plus will prepare the eye and the hand for both writing and reading. In the classroom we often practice our writing/directionality using our fingers to write letters in shaving cream.

We've been enjoying books with rhyme and rhythm in them. We've played a variety of games to focus attention to sounds and rhymes and to raise awareness of the role sounds play—first in spoken language and then in reading and writing. We are building an awareness of the different sounds as they are heard in our own language. We listen to the sounds—and forget for the moment—how the words are “properly spelled” (ex. jraf = giraffe). Most children at this age have no idea that words can be spelled differently from the way they sound.

Some of the children are using Moveable Alphabet letters – experiencing how easy it is to make words by analyzing three sounds: consonant-short vowel-consonant (C-V-C) and how print goes from left to right and top to bottom. This is so exciting.

We are all “feeling” like readers—and this is a big boost to our confidence!

**Thank you to:**

Maya's family for the festive fall pumpkin cake pan and mix, and the family of ladybugs!

**Cloverbuds:**

Our Kindergarten Cloverbuds Club had their first monthly meeting. The meeting was called to order and the 4-H pledge recited before our leaders, two Ms. Lisa's and Ms. Alison were introduced. They helped us make Scarecrow faces out of straw hats. There were lots of decisions to make—what kind of eyes, nose and mouth? No two looked alike! We are entering our Scarecrows into the Calvert County Fair. Be sure to visit the 4-H building when you visit the Fair this weekend. Tidewater students have the best entries...and ribbons to prove it!

**Lower Elementary:**

Welcome back to school! Everything is running so smoothly it is as if your children never left. We have been busy with math

## The Tidewater Times

lessons: reviewing work from last year and moving on to new materials and skills. The children are writing in story journals and photo journals, working on reports, and handwriting. Everyone is reading daily. What a great group of children!



Tidewater friend writing words with the moveable alphabet

This past week I attended the Parent/Teacher Back to School Night at my daughter's school. One of her teachers shared the following list attributed to William Glasser with the parents. I jotted down the list (in a somewhat shortened form) because I think it says so much about how we teach and how children learn at Tidewater.

**You remember/learn:**

- 10% of what you read
- 20% of what you hear
- 30% of what you see
- 50% of what you see and hear
- 70% of what you discuss with someone else
- 80% of what you experience
- 95% of what you teach someone else

The children experience what they are learning through all of the hands-on activities in each classroom, they regularly discuss their work with others, and they become great teachers when they are able to pass on what they have learned to another child. The LE

# 5

will have the option once again this year to go upstairs to help their Pre-K friends with reading work, etc. and present reports to the kindergarten students.



Tidewater friend writing a story

The LE and UE have been learning about the artist Vincent Van Gogh. Van Gogh was a great artist who was not appreciated in his time. He only sold a couple paintings. He used new bold colors and broad brushstrokes giving his paintings texture and the feeling of movement. Unlike artists before him, Van Gogh painted common people and he painted outside.



Tidewater friend painting a Van Gogh

Van Gogh lived a tragic life and died young. David used a perfect word when describing Van Gogh's state of mind. He said that Van Gogh was distraught. One of Van Gogh's favorite subjects was sunflowers. The students were able to paint sunflowers as did Van Gogh thanks to David's grandmother who provided us with

two large bouquets of flowers from her farm.



LE finding pond critters

We now have a 55 gallon tank and stand in our room (given to us by a friend of Isabella's family). We are going to have the stand shortened so that the children can see inside the tank better. We will then be trying to duplicate a pond environment.



Tidewater friend shearing a sheep

P.E. with Mr. Tim will be starting up again. Please remember to have your children wear sneakers on Mondays. Music will start the first week of October.

### Coming up in October:

- Interact theater will be visiting UE and LE
- We will be going to Bowles Farm corn maze, pumpkin patch, and petting zoo.
- We will be attending a program at Jefferson Patterson Park on Native Americans and early Settlers.

## Upper Elementary:

### 4H NEWS by Philip


There is a lot of news this month. The elementary classes went to David's farm for a field trip to learn about pond life. Ms. Echo told us about pond life. While we were there, we saw the pigs, turkeys, chickens, and goats. Ms. Susan talked to us about shearing sheep. We all got to do it. She

## The Tidewater Times

showed us how to do it so we wouldn't hurt the sheep. We had lunch and then played. It was a lot of fun and we learned a lot.


We are selling mums at school to raise money for 4H activities.

The **big news** is that our Tidewater friends showed goats in the St. Mary's Fair on September 23<sup>rd</sup>. We showed Tidewater's goats, Chrissy and Spotty. One friend showed his own goat, Lois.



Tidewater friend with his goat, Lois

They had to walk the goats around the ring and answer questions from the judge. They did very, very well and the school is very proud of them. Ms. Tina, Kelsey and I were there to cheer them on. Lauren and I are going to show Chrissy and Spotty in the Calvert County Fair on September 30<sup>th</sup>.



Tidewater friends with Spotty and Chrissy, our two Tidewater goats!